

A woman with blonde hair, wearing a brown blazer over a white top, is smiling and looking towards the right. She is holding a tablet computer. The background is a blurred office or industrial setting.

Shipping with Maersk Spot: Everything you need to know

ALL THE WAY

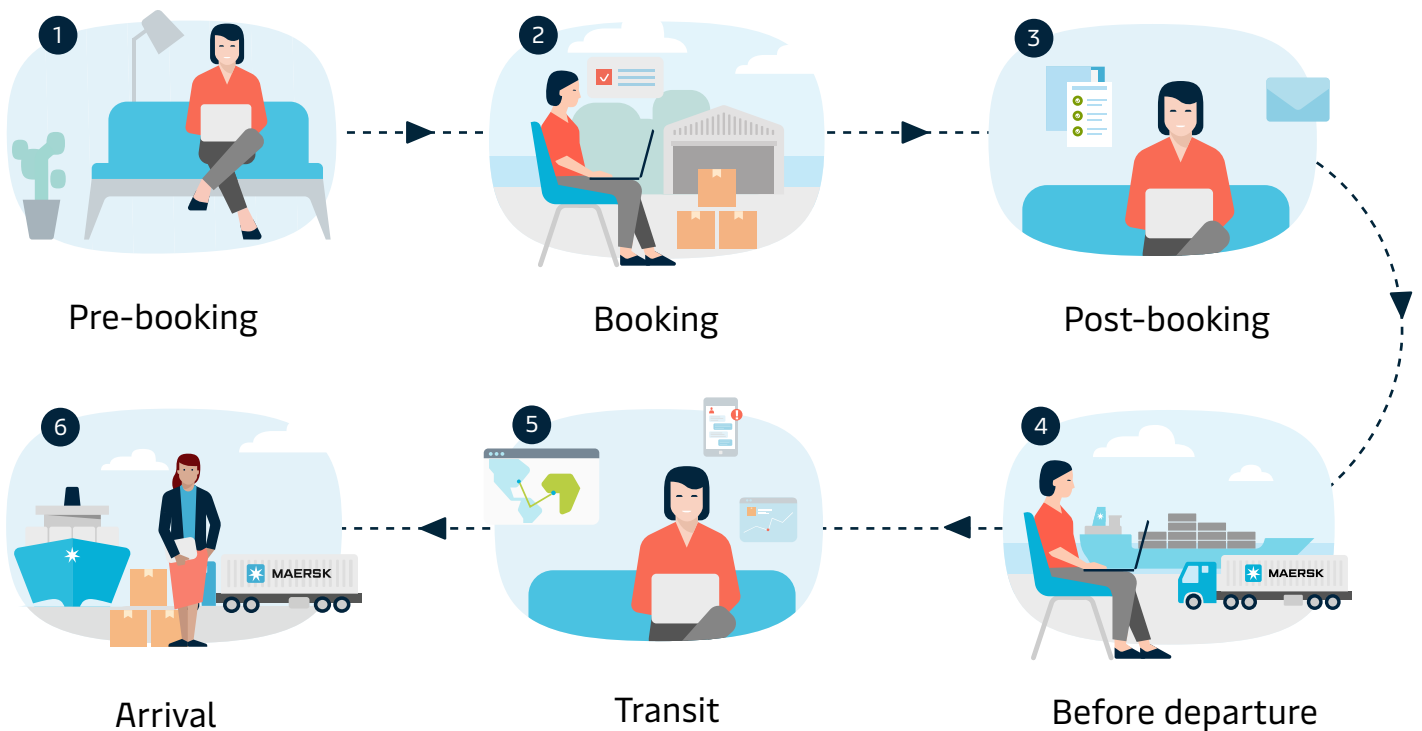


MAERSK

Have last-minute freight shipping needs? Spot shipping is your on-demand, flexible way to book ocean freight at competitive rates. At Maersk, we've got just the option to make Spot shipping easier, smoother, faster—with our digital product, Maersk Spot—offering real-time quotes, instant confirmation, and guaranteed loading.

Up ahead, you'll find a complete run-through of Maersk Spot, covering everything from pre-booking to during booking and post-booking procedures. We've even covered what documents you need when Spot shipping, important terms & conditions you need to know, and value-added services you can avail of to make the most of your booking (and a free checklist to have you covered).

Click here to begin our journey! 



Contents

1.	Pre-booking journey with Maersk Spot	01
1.1	Exploring Maersk Spot features	01
1.2	Getting ready to ship	02
1.3	Accessing the Maersk Spot online platform	02
2.	Booking your Maersk Spot shipment	03
2.1	Step-by-step booking process on Maersk Spot	03-05
2.2	Service charges and fees associated with Maersk Spot	05-06
2.3	Understanding the 'Booking Journey' pages	06-07
3.	Post-booking experience with Maersk	08
3.1	Next steps after booking	08
3.2	Exploring maersk.com hub	08
3.3	Documents required when Spot shipping	09
3.4	Submitting shipping instructions (SIs)	09-10
3.5	Amending Spot shipping details	10
3.6	Optimizing Spot booking with value-added services	11
4.	Before departure	12
4.1	Associated timelines for Spot freight	12
4.2	Export customs clearance procedures	12-13
4.3	Understanding Maersk Spot terms and conditions	13
5.	During transit	14
5.1	Tracking your Spot freight	14
5.2	Managing delays and cancellations	14
5.3	Understanding arrival notice	15
6.	After arrival	15
6.1	Import customs clearance and D&D charges	15
6.2	Understanding the cargo release process	15
6.3	Onward inland freight journey	16

1 Pre-booking journey with Maersk Spot

First, let's understand what Maersk Spot is and what it offers for your business' shipping requirements.



1.1 Exploring Maersk Spot features

Maersk Spot is designed to simplify your Spot logistics process. We offer a user-friendly interface with several key features to streamline your booking process:



Instant Spot shipping rates

Get real-time, upfront freight quotes based on your cargo details.



Real-time availability

Check container and vessel availability on your desired route.



Fixed-price online booking

The quoted price is the final price, with no hidden fees.



Easy shipment tracking

Monitor your container's movements and progress throughout the journey.

[READ MORE: Discovering Maersk Spot: A quick look at features & benefits](#)

1.2 Getting ready to ship

Before diving into the booking procedure, make sure you have the following details ready:



Container and cargo details

Container size, type, estimated cargo weight, and commodity.



Origin and destination

Specific import/export ports or locations you're shipping from/to.



Additional shipment parties (if known)

Who else this shipment is associated with (such as who the shipper or consignee will be).



Preferred departure date

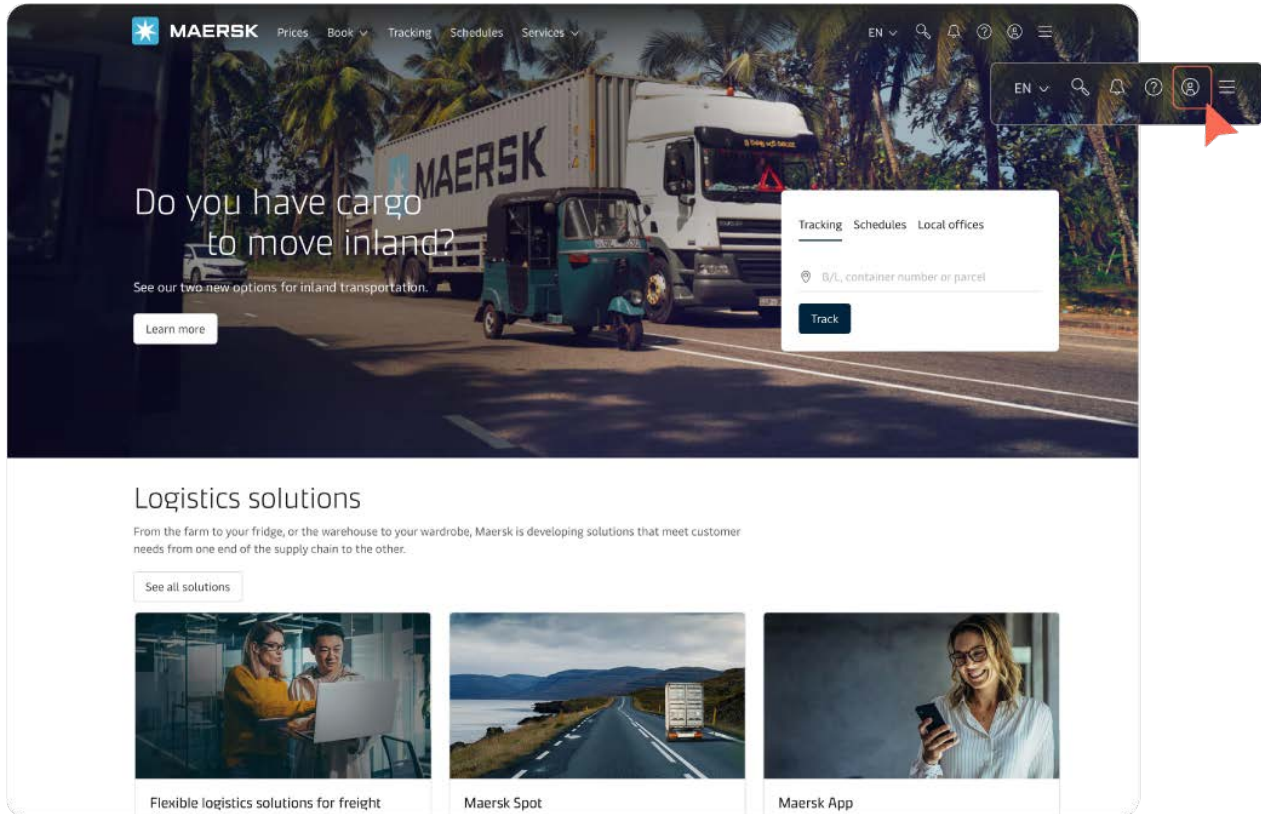
Indicate the approximate sailing date and the timeline for your container.

1.3 Accessing the Maersk Spot online platform

To start your Spot shipping journey, you'll need to access the Maersk Spot platform online.

» Step 1: Visit the [Maersk](#) website:

Navigate to the top headbar. Please click the icon to log in. If you don't have a Maersk account, you can register a new username.



» Step 2: Log into your account:

If you're a new user, sign up for a Maersk account. This usually involves providing basic company information and contact details. If you provide all the required documents accurately, your account will be approved much more quickly.

With your Maersk account set up and shipment details in hand, you're ready to start exploring your shipping options with Maersk Spot.

2 Booking your Maersk Spot shipment

Next, let's understand how to do the actual Spot shipment booking on Maersk's easy-to-use digital portal.

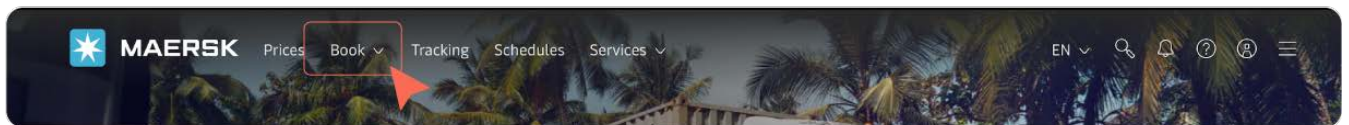


2.1 Step-by-step booking process on Maersk Spot

Maersk Spot is designed to simplify your Spot logistics process. We offer a user-friendly interface with several key features to streamline your booking process:

» Step 1: Log into your Maersk account:

After logging in, you will land on Maersk Hub (the home page for managing all your bookings). Here, you can create a new booking by clicking on 'Book' in the main toolbar. Or, you can also visit our [Instant Price](#) page for Spot shipments directly.



» Step 2: Input shipment details:

To make a new booking, input the relevant shipping details to get available listings and corresponding schedules. For both ends, you can choose Merchant Haulage (CY) or Carrier Haulage (SD) service mode. Next, input the commodity group and related description as well as Price Owner. Click 'Search'.

Location details ⓘ

From (City, Country/Region) To (City, Country/Region)

Inland transportation ⓘ

CY I will arrange to deliver the container to the port/inland location

SD I want Maersk to pick up the container at my facility

I want to pick-up the empty container(s) in another city (charges may apply) ⓘ

CY I will arrange for pick up of the container from the port/inland location

SD I want Maersk to deliver the container at my facility

Available offers are found to the right.

Clicking the button takes you to the next step to select your desired sailing and continue with your booking

Please note: You can only ship full-container loads (FCL) with Maersk Spot.

» Step 3: Checking 'Maersk Spot offer':

You'll land on the page showing all the available listings according to your preferred departure date. Click the available sailing, and you can see the offer marked with 'Maersk Spot Rate'. Sometimes, the vessel might not be available, as indicated by 'Deadline has passed', 'Vessel sold out' or other reasons listed. Click 'Load more sailing options' to view further offers and schedules, if available.

Please note: You can also check the 'Route & other details' to view the associated schedule and timelines.

The screenshot displays the Maersk booking interface. At the top, there's a navigation bar with 'MAERSK' logo and various menu items like 'Prices', 'Book', 'Tracking', 'Schedules', 'Logistics solutions', and 'Manage'. Below this is a progress bar with five steps: 'Booking Information' (checked), 'Select sailing', 'Recommended services', 'Additional details', and 'Review booking'. The main heading is 'Select sailing' for the route 'Houston (Texas), United States → Singapore, Singapore'. Three sailing options are listed:

- 30 Dec 2024:** Departure 30 Dec 2024, 19:00; Arrival 28 Feb 2025, 00:01; Gate-in deadline 27 Dec 2024, 18:00; Transit time 58 days 15 hours; Vessel/voyage MAERSK MEMPHIS / 452W. Status: **Vessel sold out**.
- 4 Jan 2025:** Departure 4 Jan 2025, 19:00; Arrival 7 Mar 2025, 00:01; Gate-in deadline 1 Jan 2025, 18:00; Transit time 60 days 15 hours; Vessel/voyage CLEMENS SCHULTE / 501W. Status: **Vessel is not open**.
- 4 Jan 2025:** Departure 4 Jan 2025, 19:00; Arrival 14 Mar 2025, 00:01; Gate-in deadline 1 Jan 2025, 18:00; Transit time 67 days 15 hours; Vessel/voyage CLEMENS SCHULTE / 501W. Status: **Vessel is not open**.

Each option includes a 'Price breakdown & details' link and a 'Route & other details' link. A blue button labeled 'Search more sailing options' is highlighted with a red box and a red arrow pointing to it.

» Step 4: Creating a booking:

Once you find the desired departure date, review the details. You also get the option to select 'Rollable' if you wish to allow your non-time-sensitive cargo to roll once if needed. After finalizing, simply click on 'Book'.

21 Dec 2024

Departure: 21 Dec 2024, 07:30 |
 Arrival: 4 Feb 2025, 22:00 |
 Gate-in deadline: 21 Dec 2024, 16:00 |
 Transit time: 43 days 22 hours |
 Vessel/voyage: LORI / 452A |
 [Route & other details](#)

Maersk Spot
 Get USD 20 per container if rolled ⓘ

USD 2,888.00
Incl. 8 days of detention
freetime

[Price breakdown & details](#)
[Buy more freetime on next page](#)
[Book](#)

ⓘ This Spot price is inclusive of Transit Disruption Surcharge (TDS), Emergency Contingency Surcharge (ECS) and Peak Season Surcharge (PSS).

22 Dec 2024

Departure: 22 Dec 2024, 07:30 |
 Arrival: 4 Feb 2025, 22:00 |
 Gate-in deadline: 24 Dec 2024, 16:00 |
 Transit time: 43 days 22 hours |
 Vessel/voyage: LORI / 452A |
 [Route & other details](#)

Maersk Spot
 Get USD 20 per container if rolled ⓘ

USD 2,788.00
Incl. 8 days of detention
freetime

[Price breakdown & details](#)
[Buy more freetime on next page](#)
[Book](#)

ⓘ This Spot price is inclusive of Transit Disruption Surcharge (TDS), Emergency Contingency Surcharge (ECS) and Peak Season Surcharge (PSS).

24 Dec 2024

Departure: 24 Dec 2024, 07:30 |
 Arrival: 4 Feb 2025, 22:00 |
 Gate-in deadline: 24 Dec 2024, 16:00 |
 Transit time: 43 days 22 hours |
 Vessel/voyage: LORI / 452A |
 [Route & other details](#)

Maersk Spot
 Get USD 20 per container if rolled ⓘ

USD 2,888.00
Incl. 8 days of detention
freetime

[Price breakdown & details](#)
[Buy more freetime on next page](#)
[Book](#)

ⓘ This Spot price is inclusive of Transit Disruption Surcharge (TDS), Emergency Contingency Surcharge (ECS) and Peak Season Surcharge (PSS).



Did you know?

With Maersk Spot, you can book your freight anytime and from anywhere. We even offer cross-device booking availability across computers/laptops and mobile apps (both Android and iOS).

[READ MORE: How to book freight on Maersk Spot](#)

2.2 Service charges and fees associated with Maersk Spot

It's important to understand the [key components of freight shipping costs](#). While the specific costs vary depending on the shipping route, cargo type, and other factors, some standard charges included in your Maersk Spot quote are:



Base shipping rates

This consists of the ongoing Spot shipping rates for the selected route (subject to vessel space availability). Along with the basic ocean freight rates, the quote is inclusive of terminal handling charges (THCs), documentation fees, and peak season surcharge (PSS).



Inland haulage (for SD bookings)

If you've booked door-to-door services (i.e., carrier haulage or SD booking), your Spot quote includes costs for transporting cargo to and from the port and any other associated transportation fee.



Transit disruption surcharges

These charges are related to unexpected delays or disruptions.

Please note: If you're using any [Incoterms®](#) in your Spot shipping contract, you need to agree upon them before booking your transportation on Maersk Spot. You cannot explicitly mention the associate Incoterms® in the booking, but you can assign the 'Price Owner' accordingly when submitting your shipping instructions (SIs). We've discussed it in section 3.4.

2.3 Understanding the 'Booking Journey' pages

During every booking, you'll see your progress in the top row with the following markers:

The screenshot shows the Maersk Spot booking interface. At the top, a progress bar indicates the current stage of the booking process: **Booking Information** (completed), **Select sailing** (current), **Recommended services**, **Additional details**, and **Review booking**. A red arrow points to the 'Select sailing' stage.

The 'Select sailing' page displays details for two sailing dates:

30 Dec 2024					
Departure	Arrival	Gate-in deadline	Transit time	Vessel/voyage	Route & other details
30 Dec 2024, 19:00	28 Feb 2025, 00:01	27 Dec 2024, 18:00	58 days 15 hours	MAERSK MEMPHIS / 452W	Route & other details
Maersk Spot					Vessel sold out
Price breakdown & details					

4 Jan 2025					
Departure	Arrival	Gate-in deadline	Transit time	Vessel/voyage	Route & other details
4 Jan 2025, 19:00	7 Mar 2025, 00:01	1 Jan 2025, 18:00	60 days 15 hours	CLEMENS SCHULTE / 501W	Route & other details
Maersk Spot					Vessel is not open
Price breakdown & details					



Booking information

This is the page where you have input your basic shipment information during the price search, including origin, destination, container type, and commodity details.



Select sailing

On this page, you select the preferred departure date and 'Maersk Spot offer' for the associated Spot shipment. You can view the journey-specific breakdown for route, price, schedule, penalties, compensation, terms and conditions, etc.



Recommended services

Next, you can purchase value-added services from the listed options—Freetime Extension, 'Value Protect', customs clearance, etc.—as per your preference by simply clicking the 'Add' button for each service. After finalizing, click 'Continue'.



Additional details

Here, input further shipment information like pick-up depot address, haulage number, pick-up date, and details about associated parties. You can add 'Optional Parties' such as Consignee, First Notify Party, Supplier, Customs Broker, etc.



Review booking


This is the final page of your booking journey. Here, you need to review all the details you've input in the previous pages. If required, you can edit the relevant information via this page. If everything looks okay, you can submit your booking.

Congrats, you've booked your freight with Maersk Spot! And now...



3 Post-booking experience with Maersk Spot

Once your booking is confirmed, you'll receive a digital confirmation via email. This serves as proof of the booking and includes essential details about your shipment. Next, here's what you need to do:



3.1 Next steps after booking

Your Maersk Spot experience stretches beyond just booking confirmation. Explore the maersk.com online portal to:



Set up custom notification for your booking.



Track associated timelines with your Spot shipment.



Purchase value-added services (like Freetime Extension).



Submit shipping instructions (SIs) and other details.



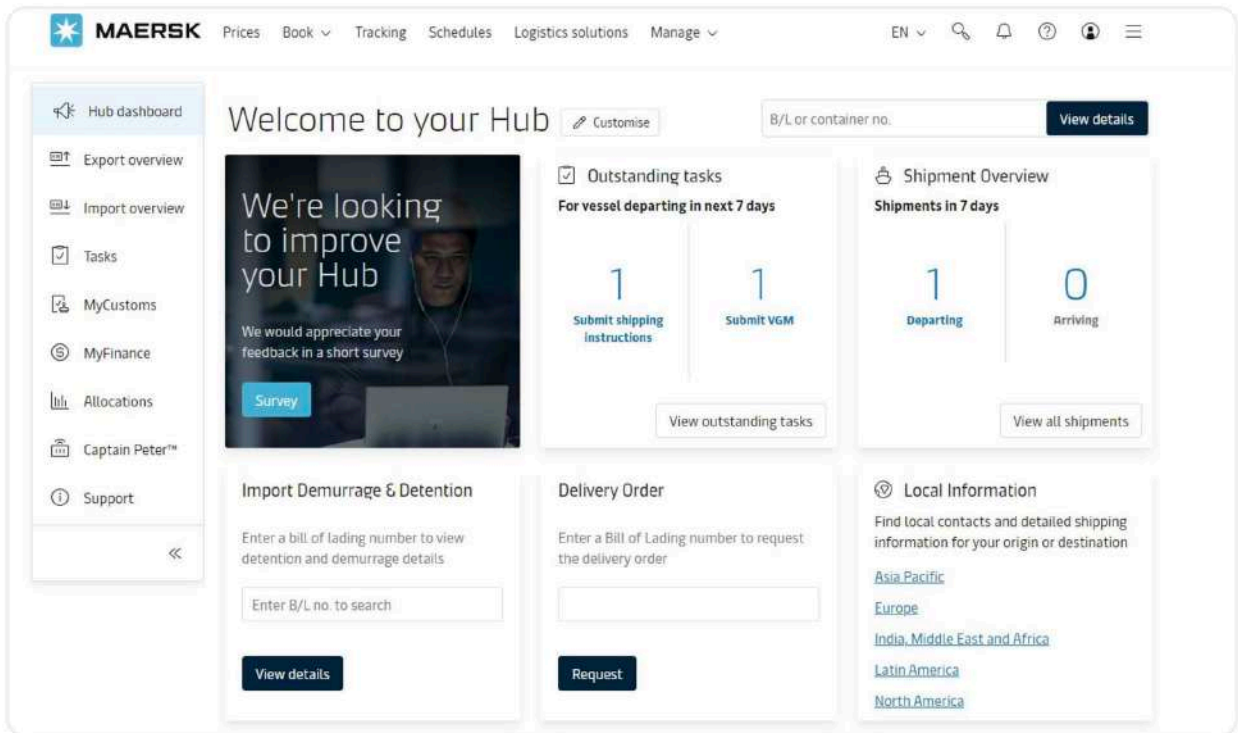
Amend your Maersk Spot booking and more!

[READ MORE: Next steps after booking Maersk Spot](#)

3.2 Exploring maersk.com hub

Make the most of Maersk's online capabilities for booking and managing your Spot shipments efficiently on our user-friendly digital portal.

Maersk Hub allows you to access all your shipments on a single, compact dashboard. You can view your bookings, pending tasks, upcoming timelines, manage payments, documents, customs clearance, and even access customer support—all with a click of a button.



[READ MORE: Enhancing your Maersk experience with useful tools & features](#)

3.3 Documents required when Spot shipping

Further, you'll need to prepare the [necessary shipping documents](#), such as a commercial invoice (CI), packing list (PL), and bill of lading (B/L).

Have specific questions about documents? We've addressed all [Maersk Spot document-related FAQs](#) in this article.

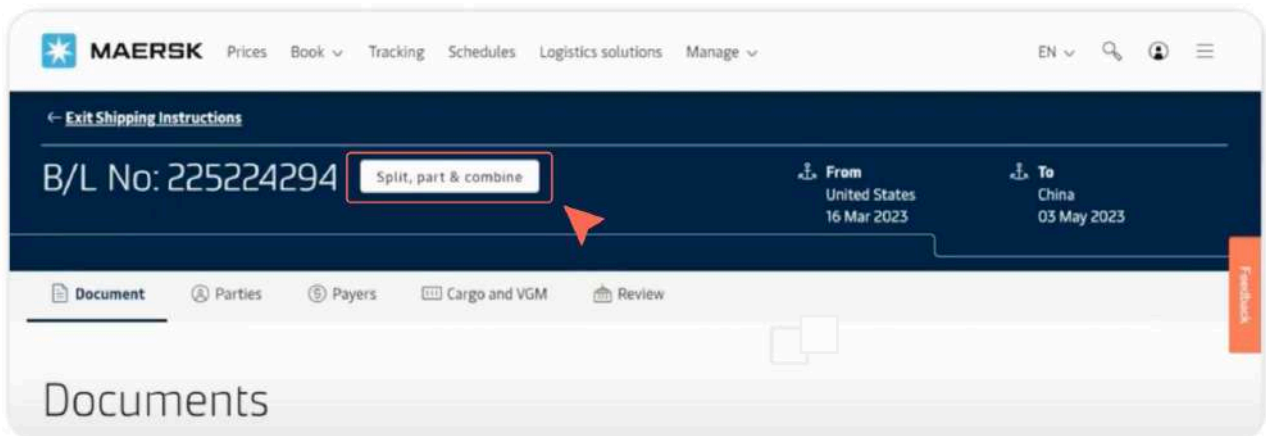
Managing payments for Maersk Spot bookings

We've simplified the billing procedure for you via [Maersk's MyFinance](#). Our online invoice management tool makes it easy and efficient for you to manage your bills—making payments, receiving refunds, and settling disputes. You can even set a reminder for pending payments and get a consolidated view of payment history, due dates, and amounts.

3.4 Submitting shipping instructions (SIs)

Prepare and submit the necessary shipping instructions for your booking. Maersk Spot provides tools to simplify this process with 24/7 accessibility, active notifications, and quicker turnaround times.

- ✓ You can submit the shipping instructions (SIs) on Maersk via the 'Tasks' feature on the Maersk Hub. You can input relevant information related to your booking for Documents, Parties, Payers, and Cargo & VGM. We've detailed the instructions [here](#).
- ✓ You can even split, part, or combine different bills of lading (B/Ls) by clicking the 'Split, part & combine' button alongside the B/L number. Here's a [step-by-step walkthrough](#) of the process.



[READ MORE: How to submit HS codes on Maersk Spot bookings?](#)

3.5 Amending Spot shipping details

Made a mistake when submitting your booking? Need to change specific shipping instructions? We've made it easy for you to make amendments!

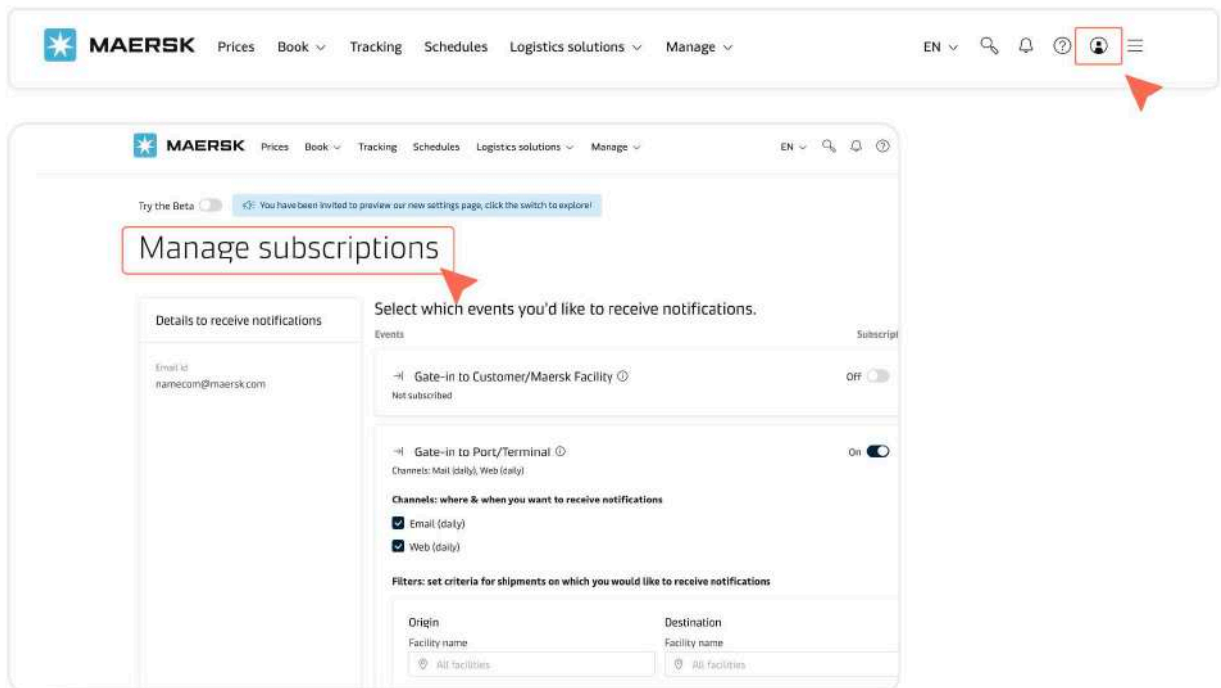
- ✓ In your Maersk Hub, head to the 'Export Overview' under the 'Manage' menu. Select the shipment B/L to land on the shipping details. Click 'Amend', which will take you to the 'Booking Journey' pages (as discussed in section 2.3). Navigate to the part you need to change and resubmit your booking. [Here's a walkthrough of the booking amendment process](#).
- ✓ You can also edit or change the shipping instructions (SIs) via the 'Shipment Details' page on Maersk Hub. [Here's how](#).
- ✓ Also, here are some essential [T&Cs related to booking amendments and cancellations](#) for your Maersk Spot booking.

Please note: Depending on the shipment lifecycle, there may be some situations where you cannot amend via the website. In such cases, contact Maersk's customer support.

3.6 Optimizing Spot booking with value-added services

Maersk Spot also offers a range of value-added services to enhance your shipping experience and improve your operational efficiency.

- ✓ With Maersk's intuitive dashboard, we have made it easier than ever to book your shipments online. You can [manage your vessel allocations](#) directly on Maersk.com for your shipment and preferred route.
- ✓ [Minimize your demurrage and detention](#) surcharges (D&D) with our Freetime Extension add-on. You can even add freetime up to 10 days prior to the arrival of the shipment at the destination port.
- ✓ We also offer many other value-added services, such as import/export customs clearance, Value Protect for your cargo, inland transportation, and equipment management. [How to add VAS to your booking?]
- ✓ Our platform further simplifies your freight booking process by [integrating ocean and inland transportation](#) in a single booking.
- ✓ With Maersk Alerts, get regular updates about your shipment, pending tasks, timelines, Spot offers, and more. Simply click the 'Profile' icon on the top banner and then on 'Manage subscriptions'. Select the events for which you'd like to receive notifications. [Maersk Spot alerts and subscriptions]



[READ MORE: 9 tips to optimize your Maersk Spot booking](#)

4 Before departure

You've completed all the procedures, and your container is ready for voyage. Here's what you need to know:



4.1 Associated timelines for Spot freight

To ensure a smooth shipping process, understanding key timelines is crucial. With Maersk Spot, we've precise and upfront timelines for:



Shipping instructions and amendments

Adhere to the deadlines for submitting SIs and any amendments.



Container gate-in

Coordinate with the terminal to arrange container delivery within the required timeframe.



VGM deadline

Comply with VGM regulations by providing accurate container weight information before the cutoff. [VGM & Maersk Spot]



Vessel schedules

Be aware of the vessel's departure schedule to plan your shipment accordingly.

[READ MORE: Lead time in Maersk Spot](#)

4.2 Export customs clearance procedures

Familiarize yourself with export customs regulations and documentation requirements to avoid delays. You can also purchase 'export customs clearance' as a value-added service while booking your shipment to expedite the process. [Customs clearance and Maersk Spot]

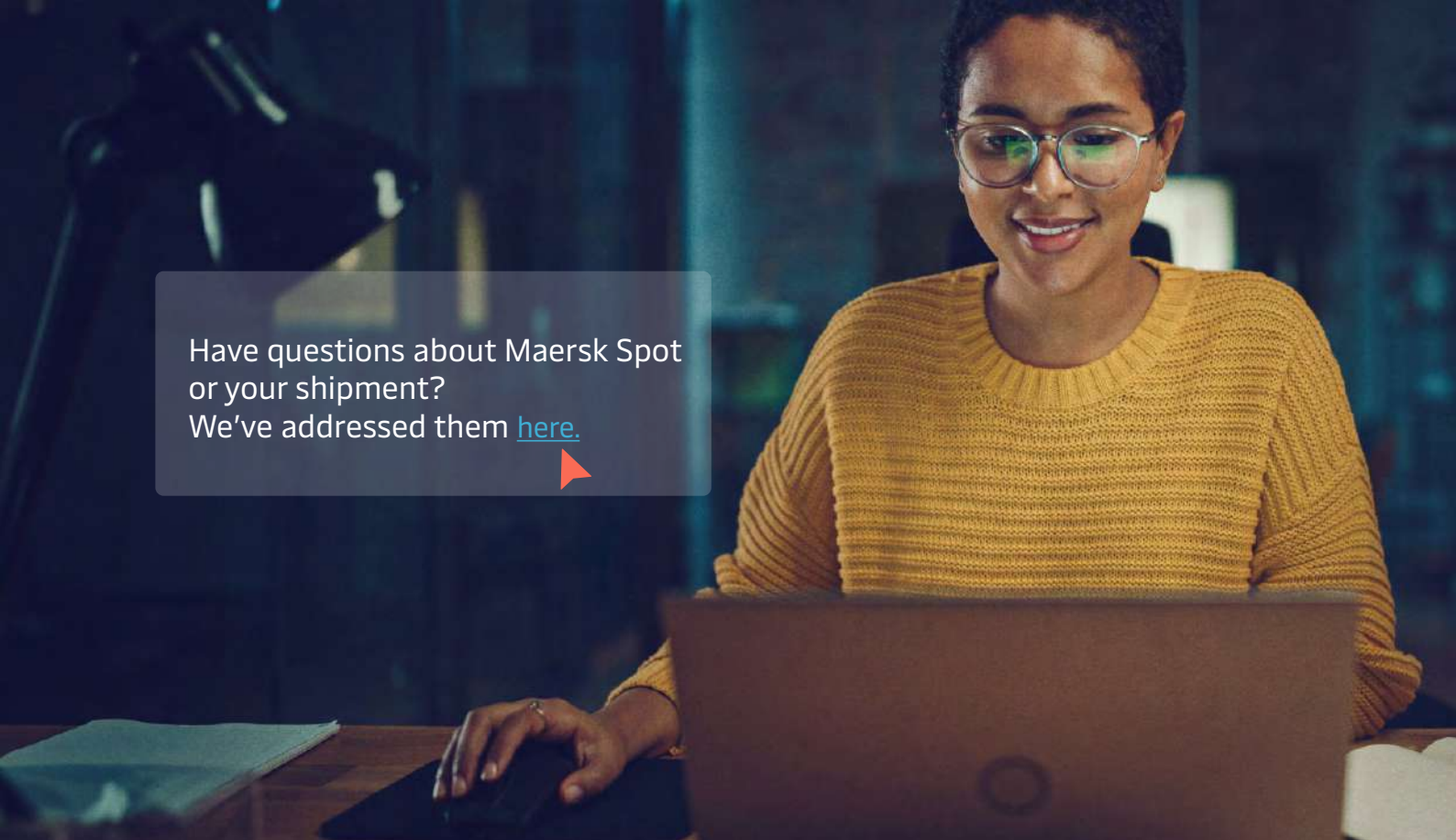
And while the customs clearance procedures may be elaborate, we've compiled a few resources for you to get started:

- ✓ [Customs documents you need to ship to or from the US](#)
- ✓ [US import/export license: What is it and how do I get it?](#)
- ✓ [Customs clearance: Port filing in the US](#)

4.3 Understanding Maersk Spot terms and conditions

Thoroughly review the terms and conditions associated with your Maersk Spot freight bookings. This includes understanding cancellation policies, amendment fees, and liability limitations. Here are a few resources you can refer to:


- ✓ [Understanding Maersk Spot T&Cs and loading guarantee](#)
- ✓ [T&Cs on rollable cargo and booking amendments](#)
- ✓ [What are different scenarios I can encounter in Spot shipping?](#)



Have questions about Maersk Spot or your shipment? We've addressed them [here](#).

5 During transit

And finally, your Spot shipment is aboard the vessel and in transit. Here's everything you need to know and do now:



5.1 Tracking your Spot freight

Stay informed about the vessel's location, port calls, and estimated arrival time (ETA). Maersk Spot offers real-time shipment tracking, allowing you to monitor your cargo's progress throughout its journey. You can access this information through the online platform or the Maersk mobile app. [Here's how you can track your Spot freight.](#)

5.2 Managing delays and cancellations

Understand the potential for unexpected delays or cancellations and familiarize yourself with Maersk Spot's policies regarding compensation. Here are some resources that would help:

- ✓ [How to manage Spot freight delays \(+ FAQs\)](#)
- ✓ T&Cs on delays, cancellations, and compensations.

We also recommend communicating with Maersk's customer support for any queries or concerns. You can even use our 'Live Chat' feature for online case management and other assistance. [How to contact Maersk support?]

The screenshot shows the Maersk online management interface. The navigation bar includes 'MAERSK', 'Prices', 'Book', 'Tracking', 'Schedules', 'Logistics solutions', and 'Manage'. The main content area is divided into two columns. The left column, titled 'Management tools', lists various options: 'Hub', 'Export overview', 'Import overview', 'Tasks', 'MyCustoms', and 'MyFinance'. The right column, titled 'Discover Maersk's online management', lists three key features: 'Book inland delivery online in 3 easy steps', 'Manage, view and upload documents with new LCL shipment details pages', and 'Add customs products directly from shipment details'. A red box highlights the 'Case Management' option in the 'Management tools' section, with a red arrow pointing to it.

5.3 Understanding arrival notice

When your shipment is nearing its destination, be prepared to receive an arrival notice or notice of arrival (NOA) from Maersk. This notification will provide details about the expected arrival date and necessary import procedures.

[READ MORE: How to access arrival notice for Maersk Spot booking?](#)

6 After arrival

Great news! Your Spot shipment has arrived at the destination port. Now what?



6.1 Import customs clearance and D&D charges

Upon arrival at the destination port, coordinate with your customs broker to handle customs procedures. Be prepared for potential customs duties and taxes. Maersk can also provide support with 'import customs clearance' formalities as an add-on service.

Additionally, understand the [demurrage and detention \(D&D\) charges](#) applicable to your shipment. If you've purchased additional free days from Maersk, you could save up to 80% on D&D charges!

6.2 Understanding the cargo release process

Once customs clearance is complete, prepare for cargo release from the port. [Here's a step-by-step guide on how to release cargo on Maersk Spot.](#) Also, if any issues or discrepancies arise, follow the appropriate dispute resolution process outlined [here](#).

6.3 Onward inland freight journey

After your container has landed at the destination port, arrange for inland transportation to move your cargo to its final destination. Consider using Maersk's integrated inland transportation services for a seamless logistics solution.

[READ MORE: From click to cargo: Booking Inland Freight Services with Maersk](#)

Completing your Spot shipping journey with Maersk...

Maersk Spot offers a simplified and efficient way to manage your Spot freight shipping needs.

With a user-friendly online platform, real-time tracking, and numerous value-added services for integrated logistics management, you can streamline your shipping process and gain complete control over your freight's journey.

*Ready to experience the power of Spot shipping with Maersk?
[Get started with Maersk Spot!](#)*



