


# Your guide to Electronic Cargo Release (Telex Release)

Normally, if a shipper wants to release cargo to a consignee, the shipper needs to hand over the original Bill of Lading to our counter. Now you can easily release cargo to your consignee online! It only takes a few clicks to arrange release of the cargo at the destination. You just need to sign a web print agreement with us, and then can both view and print the original Bill of lading online. We call this **Electronic Cargo Release**.



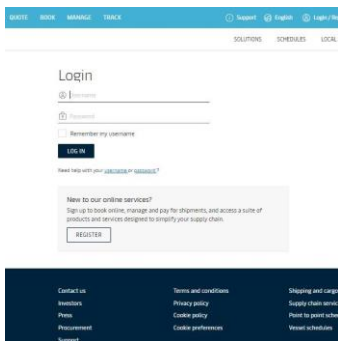
## How Electronic Cargo Release works?

If you are a Web BL Customer and the Transport Document Receiver of an issued Original BL, you can submit a request to do a Electronic Cargo Release or Re-Issue Final BL to another party. Note: Telex Release Fee will be applied for this request.

Visit [vimeo.com/maerskaec/telex](https://vimeo.com/maerskaec/telex) to watch the tutorial.

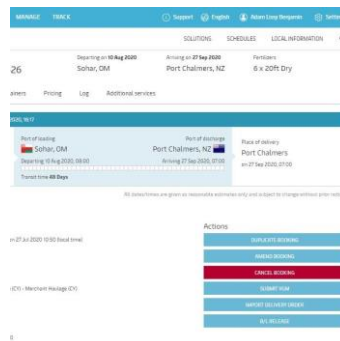
### Step 1

Log on to [maersk.com](https://maersk.com) with your registered ID and password.



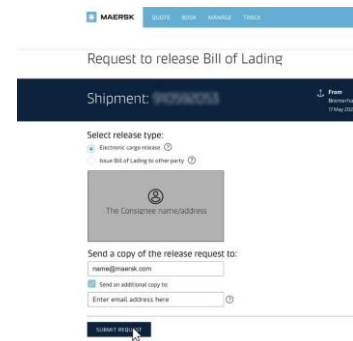
### Step 2

Access the Shipment Binder for the Bill of Lading number and click on B/L Release.



### Step 3

Select the Electronic Cargo Release option. Submit your request and get the cargo release electronically. Copy of your request will be sent to your email address



Electronic cargo release restriction for below listed destination countries:

- Venezuela (VE)
- Angola (AO)
- Mozambique (MZ)
- Peru (PE)
- Honduras (HN)
- Ecuador (EC)
- Colombia (CO)
- Haiti (HT)
- Argentine (AR)
- Costa Rica (CR)
- Paraguay (PY)
- Nicaragua (NI)
- Chile (CL)
- Cape Verde Island (CV)
- Brazil (BR)
- Dominican Republic (DO)
- Tanzania (TZ)